

TIMBA TABLE

TIMBA, the new Teamtable by Bene has been developed specifically to create a team hub in modern office landscapes.

It impresses with its characteristic use of wood in the design and clever integration of technology on request. A “Turn Table” in the centre of the tabletop covers the recessed hollow of the “Power Bowl” with its connections for power and network. If you want to connect any equipment, then it is easy to move

the Turn Table in either direction and all connections can be accessed immediately. It also functions as a decorative storage place: pens, notepads and other essentials can be placed here.

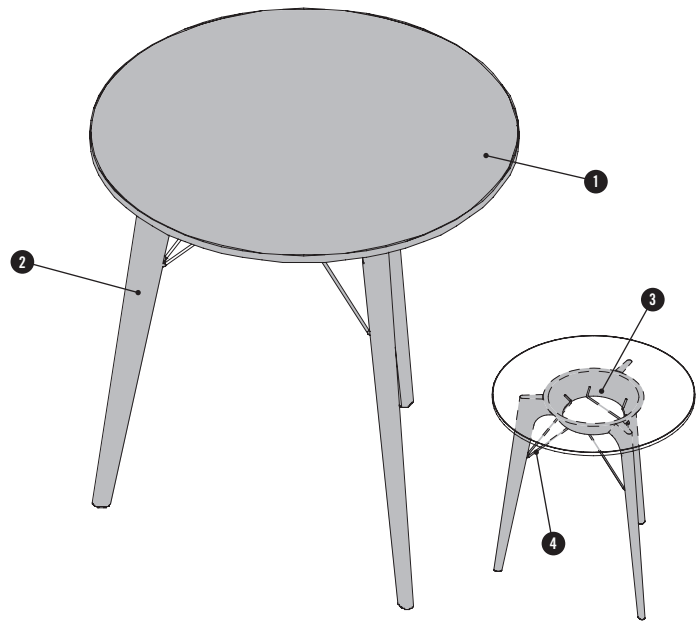
TIMBA Table forms the focus around which people work together. Its varied uses range from project work, through meetings, to collective lunch break or even a party.

Design: PearsonLloyd



PRODUCT DESCRIPTION

- 1 **Tabletop:** 19 mm chipboard with melamine surface, 25 mm MDF board with chamfered edge, veneer or powder-coated, compact tabletop 13 mm with melamine surface.
- 2 **Table legs:** Solid oak. Can be height adjusted ± 5 mm using the adjustment leg. The table legs are screwed to a frame made from plywood and together form the base.
- 3 **Frame:** Plywood, varnished in platinum or anthracite.
- 4 **Struts:** Steel struts lend the TIMBA Table high additional stability. Powder coated, white or black



OVERVIEW & DIMENSIONS

<p>TIMBA TABLE square</p> <p>height: 740 WxD</p> <p>1.240x1.240</p> <p>1.240x1.240</p> <p>1.560x1.560</p> <p>rectangular</p> <p>2.400x1.400</p> <p>3.200x1.400</p> <p>square, soft square, rectangular</p> <p>height: 740</p>	<p>TIMBA TABLE HIGH round</p> <p>height: 1.070 WxD</p> <p>Ø1.000</p> <p>Ø1.400</p> <p>rectangular</p> <p>1.800x1.000</p> <p>3.200x1.100</p> <p>round round rectangular</p> <p>height: 1.070</p> <p style="text-align: right;">Dimensions in mm</p>
---	---

OPTIONS

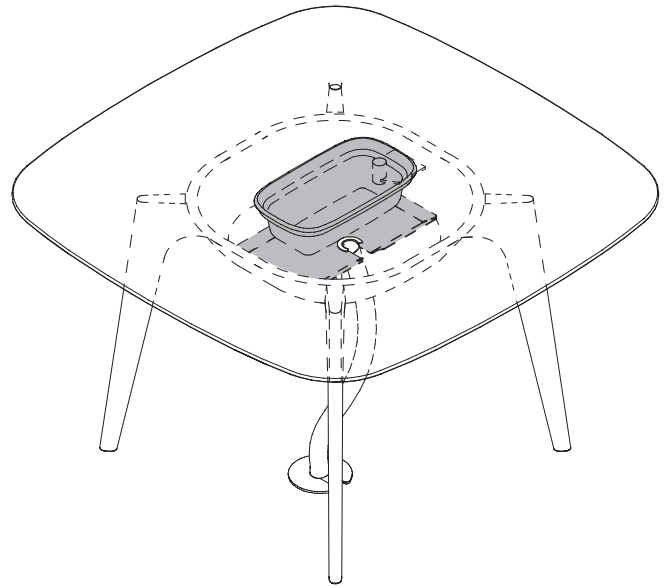
POWER BOWL

The Power Bowl consists of a plastic deep-set cup and a Turn Table. The cup (SZ black) is integrated into the tabletop and fitted with a connection plug board. It can be accessed easily by simply pushing the Turn Table away.

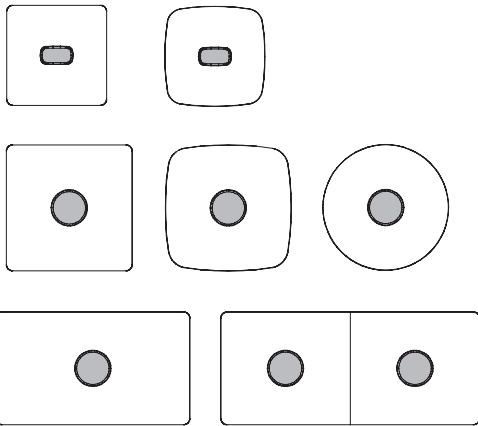
Possible shapes: oval or round, depending on table height and tabletop shape. Position: centred, left and right if the tabletop is split.

Turn Table made of solid oak or MDF powder-coated in white or anthracite.

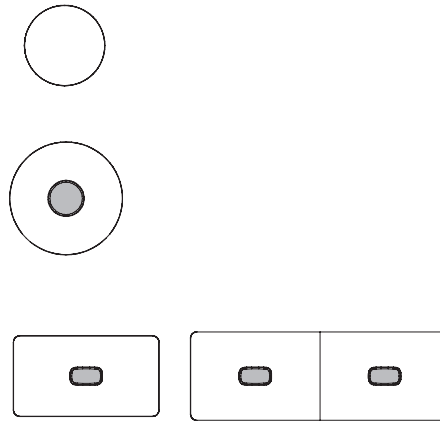
Dimensions of Turn Table oval: 405x228mm.
 Dimensions of Turn Table round: Diameter: 450mm.



TIMBA Table



TIMBA Table high

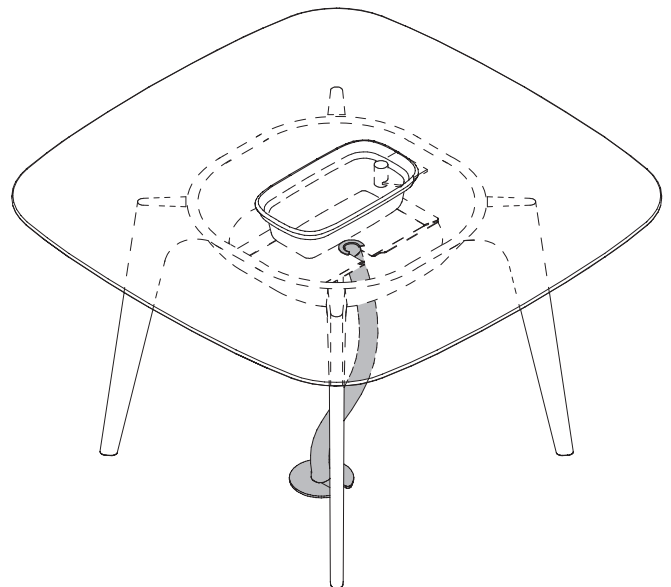


MESH TUBE

A mesh tube can be ordered as an optional accessory for the Power Bowl. It is hooked into the Power Bowl Cup and is used to vertically organise the cables.

Material & colour: Mesh tube made of mesh fabric in black, base plate made of steel powder-coated in black.

Length for a sitting height table: 620mm.
 Length for a standing height table: 950mm.
 Mesh tube diameter: 43mm.
 Base plate diameter: 146mm.



INSPIRATIONS



TIMBA Table high with Power Bowl and mesh tube.



TIMBA Table with Power Bowl, TIMBA Stool and Bay Chair.




TIMBA Table with Power Bowl and TIMBA Stool.




TIMBA Table high with Power Bowl and TIMBA Stool.

COLOURS & MATERIALS

MELAMINE: Primary Colours



MW white




MP platinum




MS slate


MDF SURFACES: Powder-coated



FS white




FT platinum




FU anthracite

VENEER: Oak




EY oak sylt



EV oak volcano

SOLID WOOD: Oak



HC natural oak



HD oak graphite

BENE WORKS SUSTAINABLY

Bene plays a leading role in responsible environmental management. It is practised throughout all company divisions—from product development, procurement, production and logistics to product recycling. Bene considers ecology to be a central element of its responsible and sustainable corporate strategy. Bene sees the legal regulations as minimum requirements and strives for better and more sustainable environmental protection throughout the group. The Bene principle in environmental policy is: **Avoidance—Minimisation—Recycling—Disposal.**

TIMBA TABLE— ECOLOGICAL STANDARDS

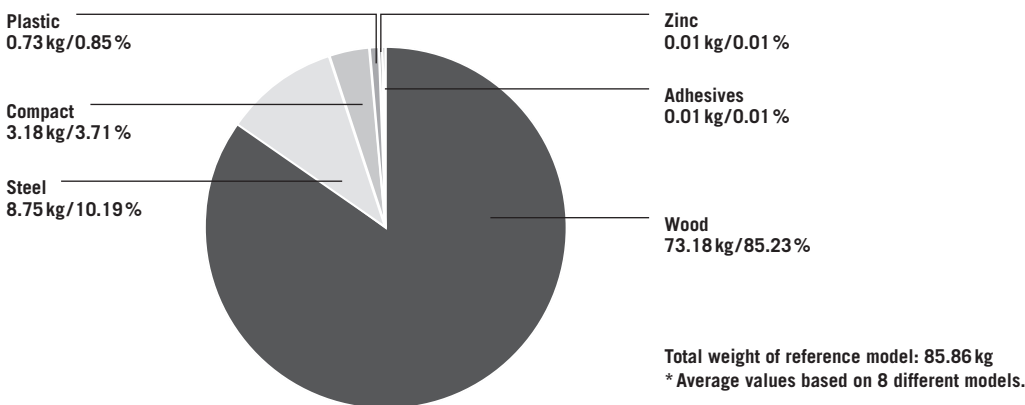
- 95.6% recyclable
- 83.8% of contents are renewable raw materials
- 34.64% of contents are recycled product materials (12.84% post-consumer, 21.81% pre-consumer)
- 22.29% of contents are recycled product materials that comply with LEED (12.84% post-consumer, 21.81% pre-consumer)
- Resource-conserving product design
- Use of certified wood (chain of custody)
- Use of materials tested for presence of hazardous substances
- No PVC, chromium, lead or mercury
- Individual parts can be sorted according to homogeneous categories
- Recyclable and with positive contribution to the carbon footprint (average 135.31 kg CO₂)

TIMBA TABLE LEED POINTS

The Leadership in Energy and Environmental Design (LEED) is a system to classify ecological construction. It was developed by the U.S. Green Building Council. As an internationally recognised standard, it defines numerous standards for environmentally friendly, resource conserving and sustainable construction. The use of the TIMBA Table is an important contribution to LEED certification. The following criteria for this are from »LEED 2009 for Commercial Interiors«:

MR Credit 4	Recycling share	up to 2 points
MR Credit 5	Regional materials	up to 2 points
MR Credit 7	Certified wood	up to 1 point
IEQ Credit 4.5	Material with low hazardous substance content	up to 1 point

TIMBA TABLE MATERIAL COMPONENTS*



Environment-related information about Bene: www.bene.com/sustainability

