

FILO TABLE

The Filo Table stands for concentration, communication and intelligent integration of media technology. It owes its lightness to the distinctive shape of its base, the "antlers" with four arms made of polished cast aluminium, which spread out to provide stability to the table and at the same time lend it its extraordinary visual effect.

Design: E00S

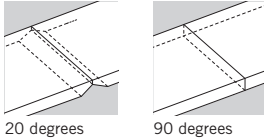
The media panel provides access to electricity as well as data and image transmission (VGA & HDMI). An innovative media solution which is accommodated under the table, but is easily accessible. The table surface remains uninterrupted—visually calm—and free of cable flaps.



PRODUCT DESCRIPTION

1 TABLETOP

25 mm chipboard (Only for single part tables and Filo 4-star) with straight edge or 25 mm MDF board with continuous, 20 degree chamfered edge. In split tables with 2 and 3 parts, you can decide between two different tabletop transitions.



Veneered surface, where split tables have a continuous veneer pattern.

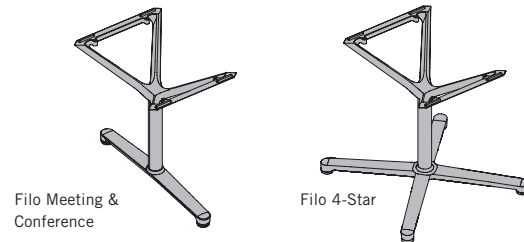
2 FILO BASE WITH LEG CANTILEVER

Table column: steel tube, powder-coated in black, Ø 62 mm

Leg cantilever and antlers: polished aluminium

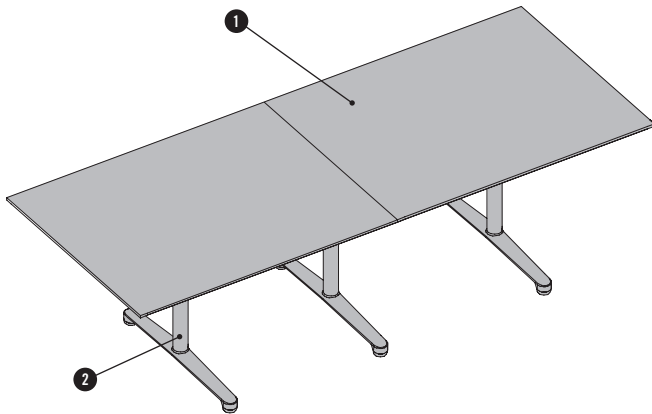
Table height: 720, 740 or 760 mm

The Filo base with leg cantilever is hung in the carrier profile under the tabletop.



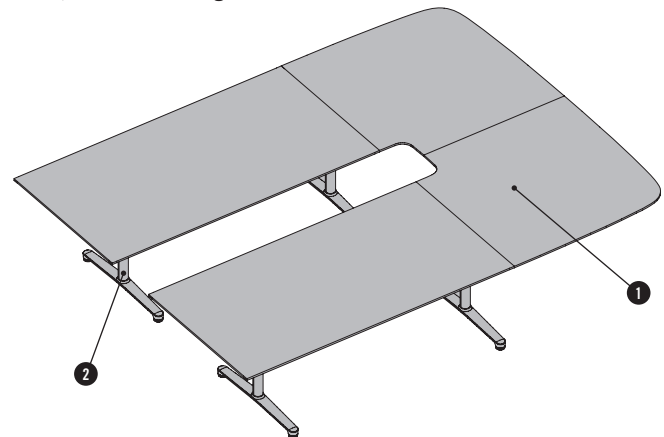
FILO MEETING

Split tables are available in 1, 2 and 3 parts.



FILO CONFERENCE

In O-, U- and V-arrangement.



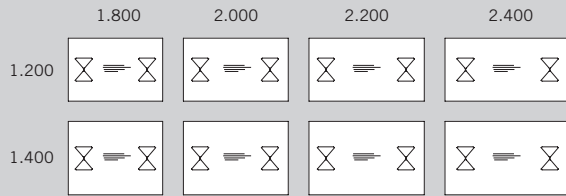
FILO 4-STAR




DIMENSIONS

FILO MEETING 1-PART

□ rectangular

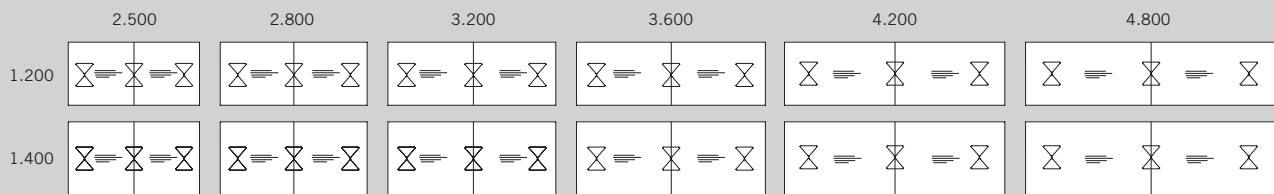


○ Oval

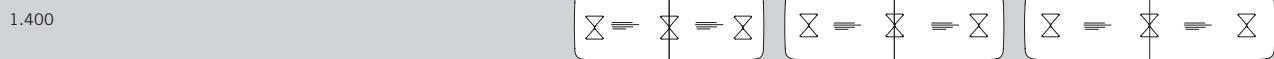


FILO MEETING 2-PART

□ rectangular

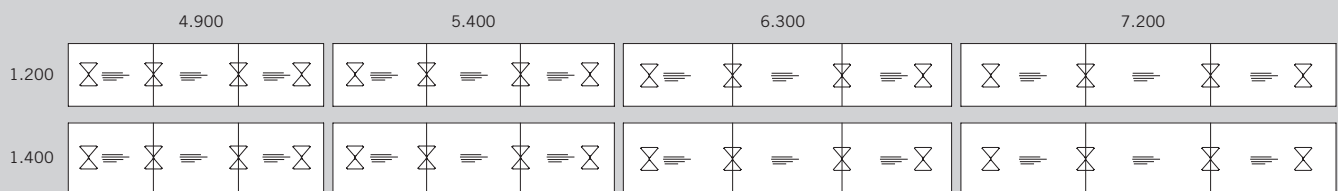


○ Oval




FILO MEETING 3-PART

□ rectangular

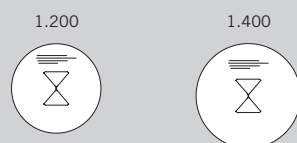


○ Oval

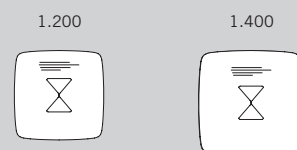


FILO 4-STAR

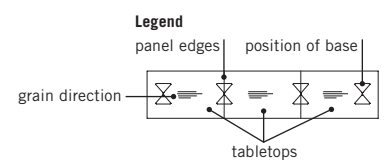
round



soft square



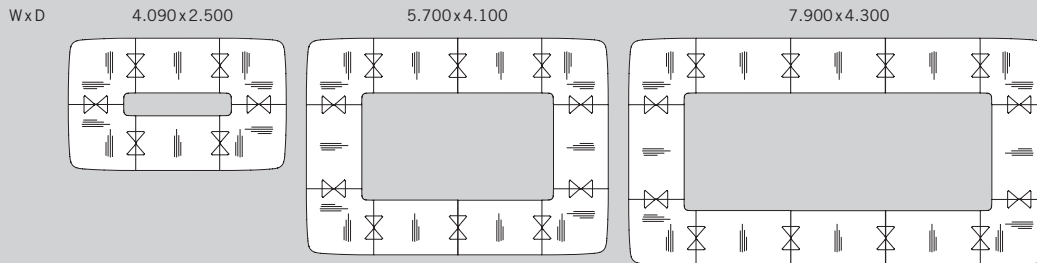
Dimensions in mm



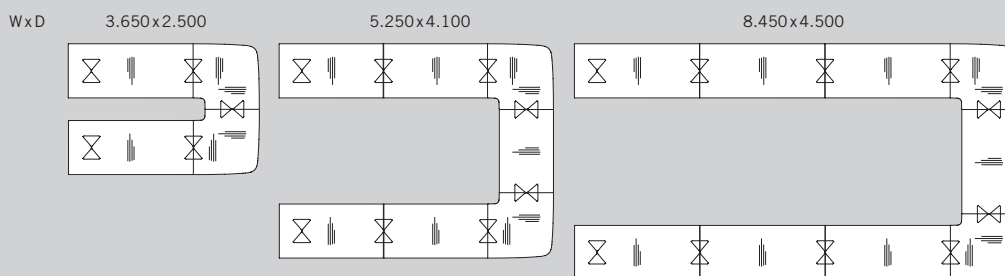
DIMENSIONS

FILO CONFERENCE

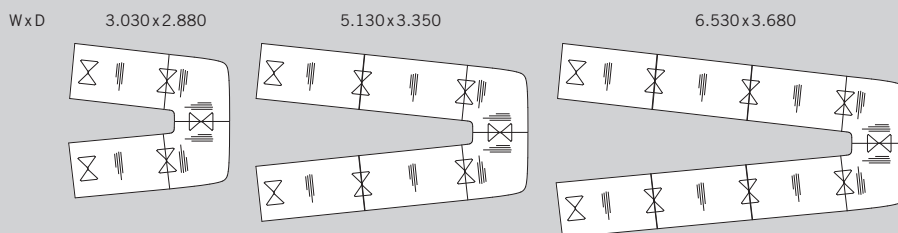
O arrangement



U arrangement



V arrangement

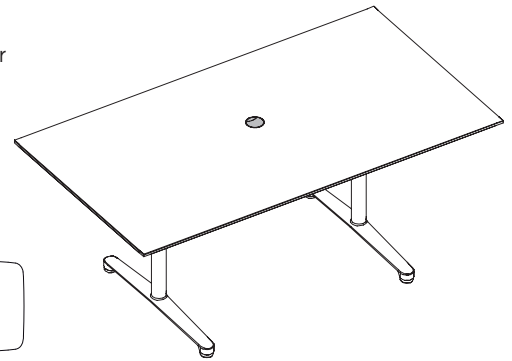


Dimensions in mm

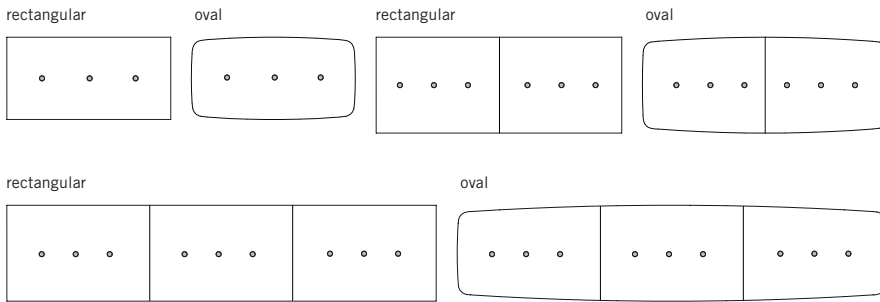
OPTIONS

GROMMET HOLE

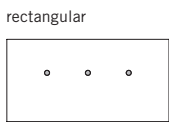
The positions are predefined and cannot be changed. The grommet hole is either round or square. Only one shape per table is possible. Material & colour: AL aluminium, anodised and SZ leather, black (only for square shape)



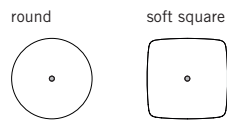
Possible positions for the meeting table



Possible positions for the conference tables

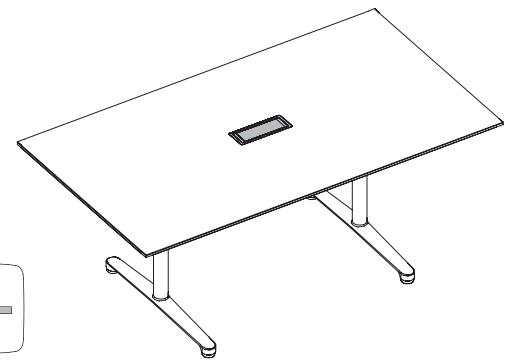


Possible positions for 4-Star

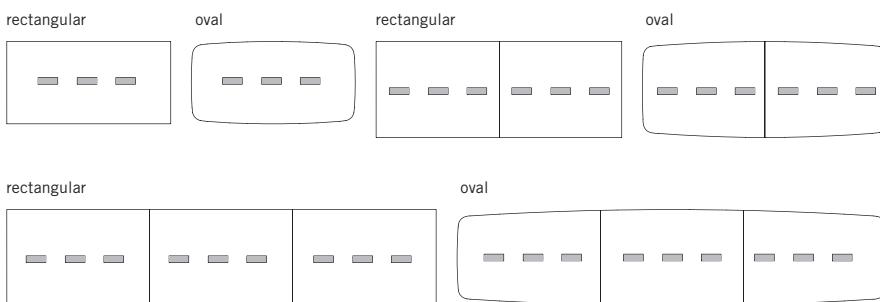


PLUGBOX

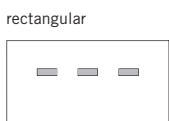
The positions are predefined and cannot be changed. Plugbox and connection plug boards that can be integrated → price list for cable and media management Plugbox flush-mounted in the tabletop. Material & colour: AL aluminium, anodised and SZ leather black



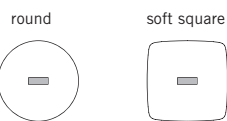
Possible positions for the meeting table



Possible positions for the conference tables



Possible positions for 4-Star



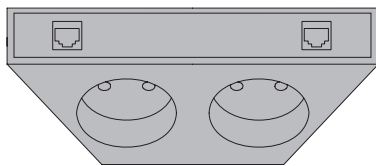
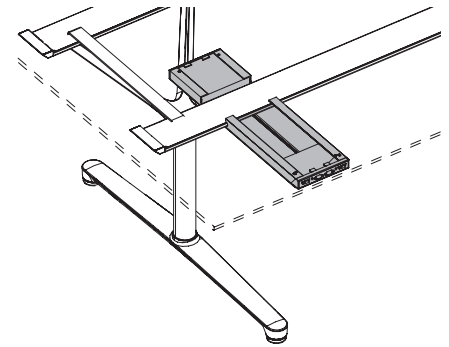
OPTIONEN

MEDIA PANEL

The media panel is used for cabling the Filo table. It is mounted on the bearer profile. The length depends on the shape and depth of the desk top and on the position in which it is assembled.

A connecting-, a starter- and an interconnecting cable set are optionally available. Cannot be in the same location as the cable tornado and cable mesh. The media panel can only be positioned left, right or in the middle of the Filo frame with cantilever leg. For oval tables, a media panel is only available when the table depth is more than 1.020 mm.

Material and colour: Aluminium profile, SZ black powder-coated.



Media Panel Type 1

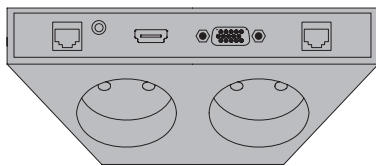
(2x CAT6, 2x power)

Type 1 has two power and network connections each. Thanks to the integrated network switch, only one network feed cable and/or interconnecting cable is required.

The connecting cable set consists of:

- 2 pcs. network cables

The starter cables and the connector cables include a power and a network cable each.



Media Panel Passive Type 4

(2x CAT6, 2x power, 1x HDMI, 1x VGA, 1x audio)

Type 4 has two power and network connections each. Because there is no network switch, the network connection is required directly to the intranet.

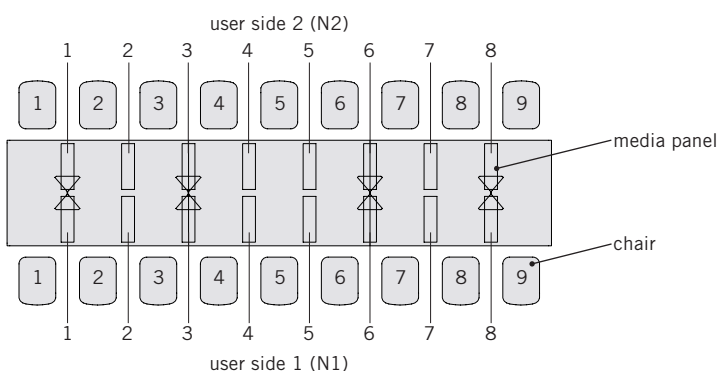
The connection cable set consists of:

- 2 pcs. network cable
- 2 pcs. audio cable
- 2 pcs. VGA cable
- 2 pcs. HDMI cable
- 2 pcs. cable cases

Possible positions

Number and positions of media panels must be defined separately per user side. Positions can be adapted by an assembly technician on-site.

1. media panel between 1. and 2. seat possibility (~ 750 mm by left)
2. media panel between 2. and 3. seat possibility (~ 1.500 mm by left)
3. media panel between 3. and 4. seat possibility (~ 2.250 mm by left)
4. media panel between 4. and 5. seat possibility (~ 3.000 mm by left)
5. media panel between 5. and 6. seat possibility (~ 3.750 mm by left)
6. media panel between 6. and 7. seat possibility (~ 4.500 mm by left)
7. media panel between 7. and 8. seat possibility (~ 5.250 mm by left)
8. media panel between 8. and 9. seat possibility (~ 6.000 mm by left)

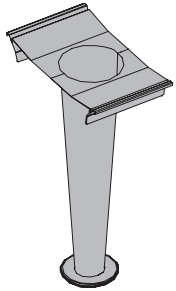
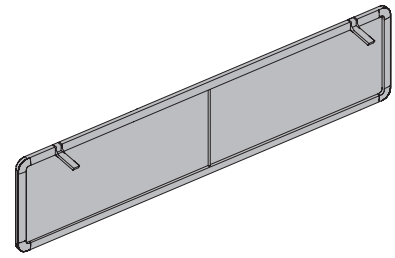


OPTIONS

MODESTY PANEL

Aluminium profile frame covered with mesh fabric. The front panel has a fixed height of 32 cm and is hung on the fittings in the frame of the table.

Material & colour: Mesh_02 in black.



CABLE TORNADO

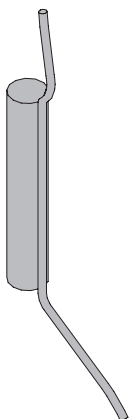
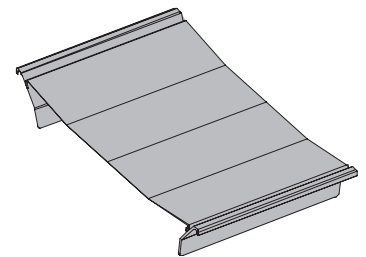
For cable routing, a cable conduit in the form of a funnel is used. The cable tornado is hung in the carrier profile of the table and is tightened by the weight of a steel ring (powder-coated in black). The position of the tornado can be selected freely, since the carrier profile covers almost the entire width of the table. However, it cannot be in the same position as the media panel, the cable mesh and the Filo base with leg cantilever.

Material & colour: Knit fabric, black.

CABLE MESH

The cable mesh resembles a cable tray and is hung in the carrier profile of the table same as the cable tornado. The position of the mesh can be selected freely, since the carrier profile covers almost the entire width of the table. However, it cannot be in the same position as the media panel and the cable tornado.

Material & colour: knit fabric, black.



CABLE CONDUIT

Used for cabling of the Filo 4-Star tables. The thick conduit is fastened to the column of the base, while the thin conduit is used for cabling.

Material & colour: knit fabric, black.

INSPIRATIONS



Inspiration #01

Filo Table in V-arrangement with Filo Chairs.



Inspiration #02

Filo Table and O-arrangement with modesty panel and Filo Chairs.

INSPIRATIONS



Inspiration #03

Filo 4-Star Table with soft square tabletop and Filo Chairs.



Inspiration #04


Filo Meeting and Conference Table in 3-part split version with cable tornado and Filo Chairs.

COLOURS & MATERIALS

MELAMINE: Basic colours



MW white




MQ office white




MP platinum



MS slate



MT anthracite



MB basalt

MELAMINE: Additional basic colours

VENEER: Maple




AK canadian maple

VENEER: Beech




BG beech grey


VENEER: Oak



EY oak sylt



ER oak amaretto




EV oak volcano




EG oak grey

VENEER: Chestnut



KD chestnut natural




KP chestnut brown




KQ chestnut grey


VENEER: Nut




NF american nut



NR walnut siena




NB walnut umbra



NA wal., anthracite

VENEER: Bamboo *



BJ bamboo

*Not possible for Filo multi-part meeting table.

BENE WORKS SUSTAINABLY

Bene plays a leading role in responsible environmental management. It is practised throughout all company divisions—from product development, procurement, production and logistics to product recycling. Bene considers ecology to be a central element of its responsible and sustainable corporate strategy. Bene sees the legal regulations as minimum requirements and strives for better and more sustainable environmental protection throughout the group. The Bene principle in environmental policy is: **Avoidance — Minimisation — Recycling — Disposal.**

FILO TABLE — ECOLOGICAL STANDARDS

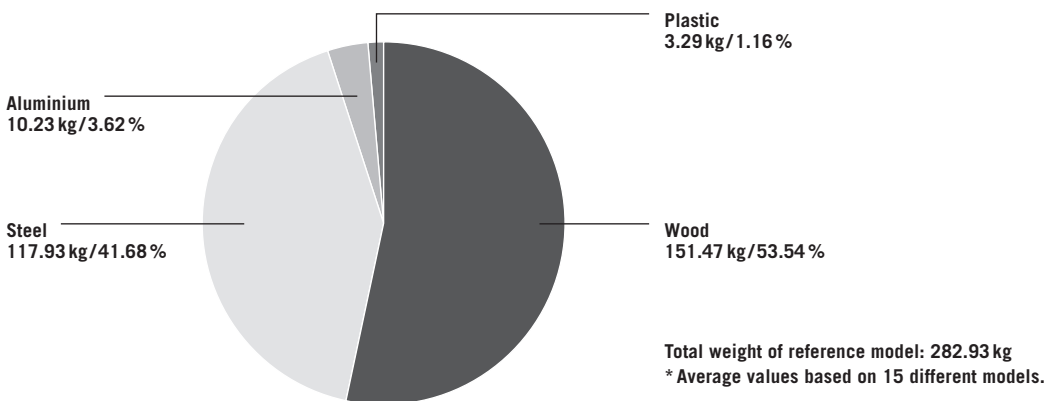
- 99 % recyclable
- 53.5 % of contents are renewable raw materials
- 33.13 % of contents are recycled product materials (20.57 % post-consumer, 12.56 % pre-consumer)
- 26.85 % of contents are recycled product materials that comply with LEED (20.57 % post-consumer, 12.56 % pre-consumer)
- Resource-conserving product design
- Use of certified wood (chain of custody)
- Use of materials tested for presence of hazardous substances
- No PVC, chromium, lead or mercury
- Individual parts can be sorted according to homogeneous categories
- Recyclable and with positive contribution to the carbon footprint (average 42.3 kg CO₂)

FILO TABLE LEED POINTS

The Leadership in Energy and Environmental Design (LEED) is a system to classify ecological construction. It was developed by the U.S. Green Building Council. As an internationally recognised standard, it defines numerous standards for environmentally friendly, resource conserving and sustainable construction. The use of the Filo Table is an important contribution to LEED certification. The following criteria for this are from »LEED 2009 for Commercial Interiors«:

MR Credit 4	Recycling share	up to 2 points
MR Credit 5	Regional materials	up to 2 points
MR Credit 7	Certified wood	up to 1 point
IEQ Credit 4.5	Material with low hazardous substance content	up to 1 point

FILO TABLE MATERIAL COMPONENTS*



Environment-related information about Bene: www.bene.com/sustainability

