

BAY CHAIR

An emotional design, with organically flowing lines: soft styling with a human touch. Created as a counterweight to the strictly geometric shapes in the office. The Bay Chair offers intuitive height adjustment and an automatic adaptation of the counter pressure

in the backrest to adjust to the user's body weight. A chair with superior comfort that offers freedom of movement and relaxed seating with an inviting range of seating positions.

Design: Pearson Lloyd



bene

INSPIRING OFFICES. SINCE 1790.

PRODUCT DESCRIPTION

The Bay Chair is available as a (swivel) chair or counter chair.

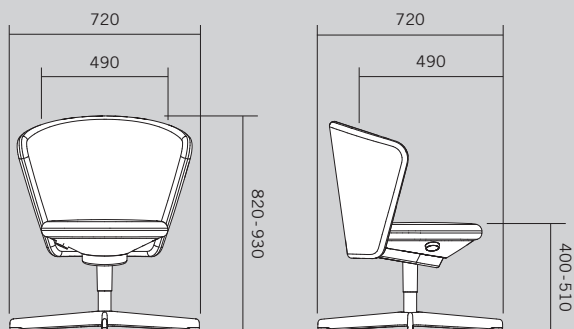
- 1 **Seat upholstery + backrest:** Plastic moulded element surrounded by polyurethane foam and covered with fabric, imitation leather or leather. Optionally with flame-resistant foam. Seat and backrest are available in the same colours or with different colours within one collection.
- 2 **Frame:** Polished or powder-coated die-cast aluminium in off-white or dark grey.
Bay Chair: Four-star swivel base on glides or castors, height adjustable.
Bay Chair Counter: Five-star swivel base on glides or soft, load-dependent braked castors, height adjustable. Foot ring, height adjustable, in powder-coated black, top of frame base in polished aluminium.

The chair is always equipped with automatic weight regulation without a locking function. Mechanism cover in off-white or dark grey and control elements in stone.

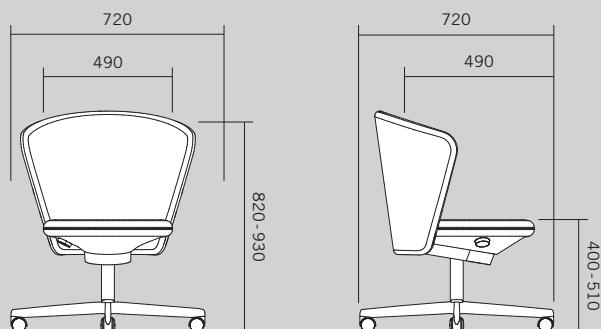


OVERVIEW AND DIMENSIONS

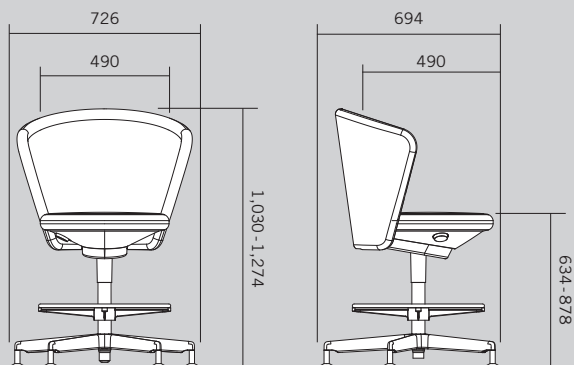
BAY CHAIR with glides



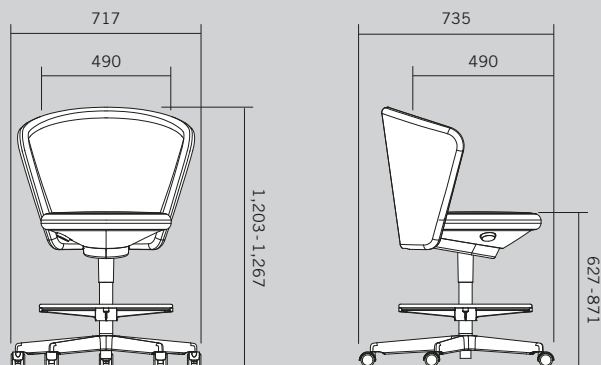
with castors



BAY CHAIR COUNTER with glides



with castors



Dimensions in mm

COLOURS AND MATERIALS

MATERIALS AND SURFACES

The following materials and colours are available for this product:


- available
- not available

PRODUCT	fabric P0 – P5	imitation leather P2, P3	leather L1, L5	off-white, powder-coated	dark grey, powder-coated	AP polished aluminium
Seat upholstery + backrest	•	•	•	-	-	-
Frame	-	-	-	•	•	•


Colours and colour illustration included ➔ “Colours & materials”

COLOURS & MATERIALS

METAL SURFACE POWDER-COATED




off-white




dark grey

ALUMINIUM NATURAL




AP alu. polished

SOLID-COLOURED PLASTIC



GW off-white



GB dark grey

FABRIC, IMITATION LEATHER AND LEATHER



Various collections are available for the cover: Xtreme Plus, Urban Plus, Era, Step, Step Melange, Soft Next, Mainline Flax, Focus, Chance, Panama, Fiord, Steelcut, Fox, Assam, Focus Melange, Artisan, The Cool, Steelcut Trio, Hallingdal, Opera, Elle, Coda, Ultra, Spectrum. More information about the specific fabric and leather collections is available at www.bene.com.

Our outdoor fabrics can also be used on products for indoor use. However, this does not mean that the indoor products are suitable for outdoor use.

SUSTAINABILITY

From the specifications stage through to series production, ecological requirements are always an important factor in the development process. This includes selecting environmentally compatible materials, such as CoC-certified timbers from sustainably managed forests, using recycled materials and increasing the use of renewable raw materials. In order to guarantee a high recyclability standard for our products, we avoid composites as much as possible and develop furniture that allows for disassembly.

Labelling of materials, their ability to be repaired, and a long service life for the components used, are other important requirements for product design. But the ability to disassemble and recycle the products at the end of their lives are also important criteria.

SUSTAINABLE RAW-MATERIALS

At Bene, the following materials are used as a matter of course:

- chipboards low in formaldehyde
- glues low in formaldehyde
- water-based varnish systems
- recyclable materials
- materials with a high recycling share
- PVC-free synthetics

Bene guarantees products free from:

- CMR substances
- halogenated solvents in synthetics
- chlorinated hydrocarbons
- heavy metal pigments
- materials with azo pigments
- Coatings with biocidal effects (such as wood preservatives, pesticides).

CONTRIBUTION TO BUILDING CERTIFICATIONS

In the context of ecological building certification, design systems such as furniture and dividing walls help to achieve a good result and a higher score.

Bene's products make a contribution towards the LEED, WELL Building Standard, DGNB, BREEAM, etc. certifications. Criteria include, for example, environmental product declarations, indoor air quality, acoustics and convertibility.

BAY CHAIR


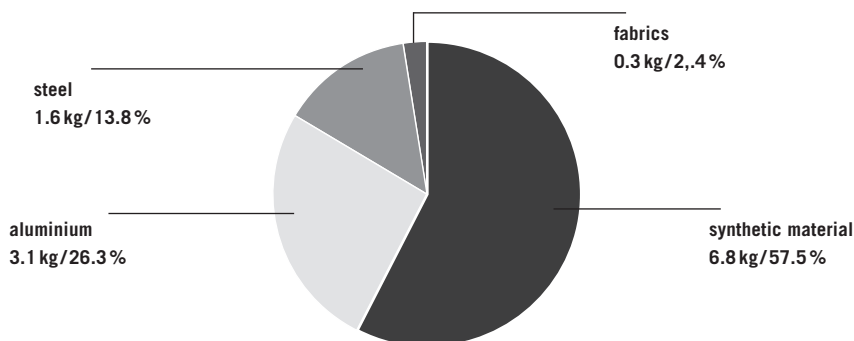
Example configuration

- swivel base 4-star with castors
- natural fibres
- total weight 11.9 kg

Environmental key figures

- 90 % sortable by type
- 88 % recyclable
- 0 % of contents are renewable raw materials
- 13.3 % recycled production materials

Materials



On request, Environmental Product Declarations (EPD, LCA) – at Bene we call them Life Cycle Data Sheets – can be provided for all standard product configurations.

A list of product-specific certificates and design awards can be found on the Bene product website:

<https://bene.com/en/office-furniture-concepts/office-furniture/bay-chair-swivel-chair/>

Environment-related information about Bene: <https://bene.com/en/sustainability-report-2021/>