

CASUAL BY BENE

MANY WAYS TO MEET

Offices are increasingly becoming places of interaction and teamwork. People, ideas and projects come together here. Spontaneous exchange, which is essential for creative approaches and relationships, calls for a certain kind of space and Informal and hybrid places are becoming increasingly important.

Flexibility, modularity and versatility are needed in office design to provide the right space for every task. Functional and comfortable seating creates an environment for this unifying togetherness – at ease, relaxed, CASUAL.

Design: Christian Horner



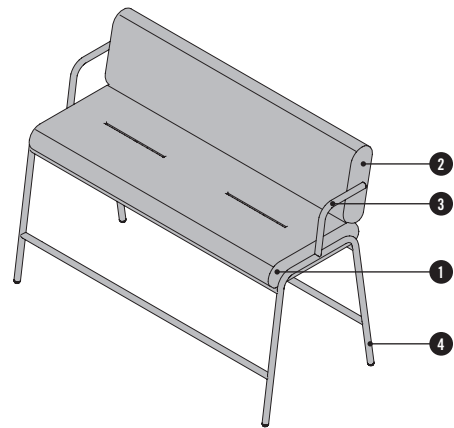
bene

INSPIRING OFFICES. SINCE 1790.

PRODUCT DESCRIPTION

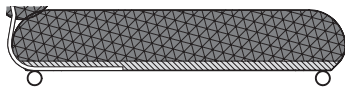
CASUAL BENCH

- 1 Seat:** substructure made of plywood with polyurethane foam (PU). With fabric or leather covering.
- 2 Backrest:** substructure made of plywood with polyurethane foam (PU). With fabric or leather covering.
- 3 Armrests:** optional. Black, clay or jade green powder-coated steel.
- 4 Legs:** black, clay or jade green powder-coated steel. Available as a standard or connection leg. With felt glides.



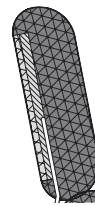
Covers are available in the fabric groups P0 – P5 & leather groups L1, L5 according to Bene seating furniture collection. Colour configuration options: single-coloured or different colour for recessed elements. All upholstered elements with dimensionally stable polyurethane foam padding. Flame-resistant pursuant to BS 5852 Part 2, Ignition Source 5 (Crib 5).

UPHOLSTERY OF SEAT SURFACE



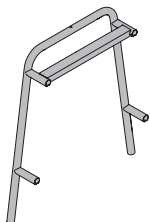
Plywood with polyurethane foam (PU)

UPHOLSTERY OF BACKREST



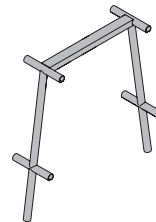
Plywood with polyurethane foam (PU)

STANDARD LEG



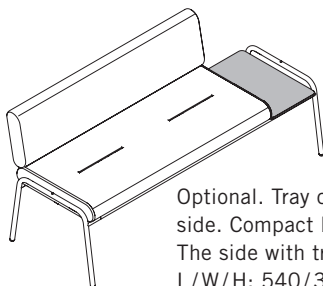
Frame construction made of steel, powder-coated in black, clay or jade green.

LINKING LEG



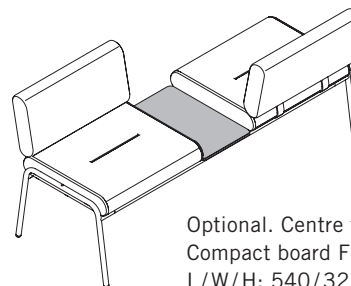
Frame construction made of steel, powder-coated in black, clay or jade green. Two tubes on the left and right for extensions.

SIDE TRAY FOR CASUAL BENCH LOW



Optional. Tray can be positioned on left or right side. Compact board Fenix 12 mm, black. The side with tray has no armrest. L/W/H: 540/325/12 mm.

CENTRE TRAY FOR CASUAL BENCH LOW



Optional. Centre tray. Compact board Fenix 12 mm, black. L/W/H: 540/325/12 mm.

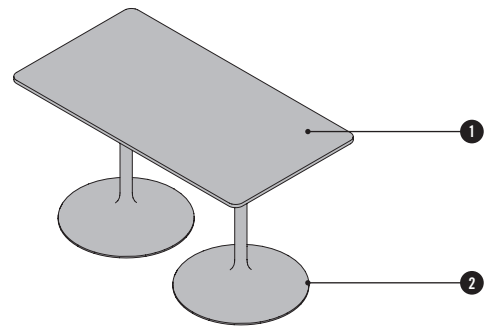
PLANNING INSTRUCTIONS

Two CASUAL elements are always linked with a linking leg.

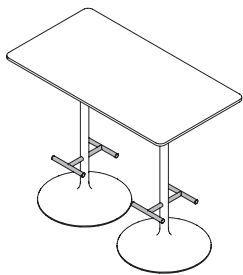
PRODUCT DESCRIPTION

CASUAL TABLE

- ❶ **Tabletop:** chipboard 19 mm, compact board Exterior 12 mm or FENIX 12 mm.
- ❷ **Frame:** black, clay or jade green powder-coated steel.



FOOTREST



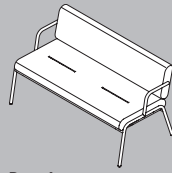
Optional. The CASUAL Table High can be configured with a footrest made of powder-coated steel, matching to the colour of the frame. Height: 325 mm

OVERVIEW & DIMENSIONS


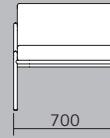
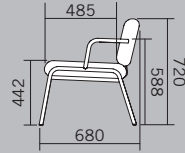
CASUAL LOUNGE



Chair



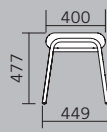
Bench



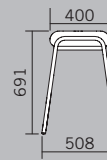
CASUAL STOOL



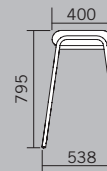
Stool Low



Stool Medium

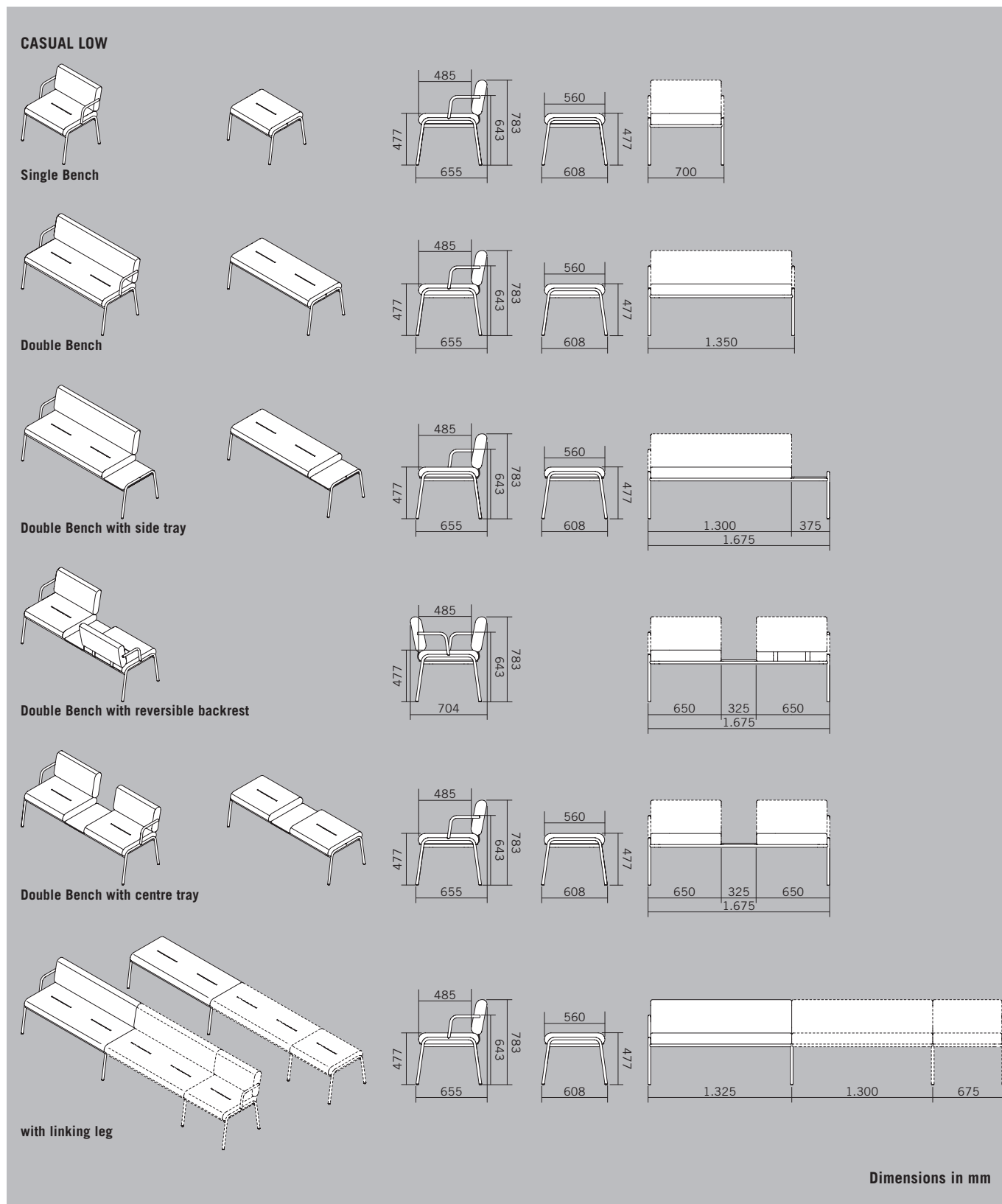


Stool High



Dimensions in mm

OVERVIEW & DIMENSIONS

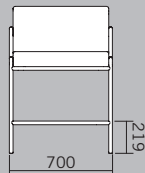
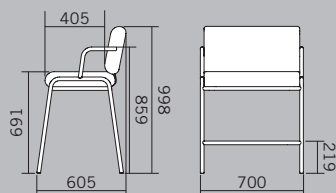


OVERVIEW & DIMENSIONS

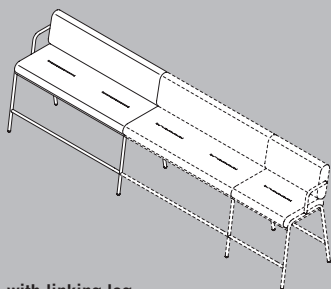
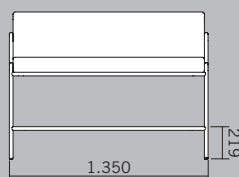
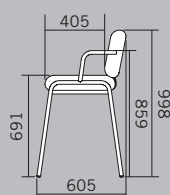
CASUAL MEDIUM



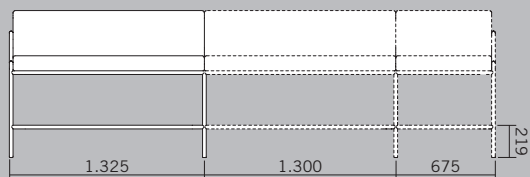
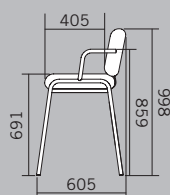
Single Bench



Double Bench



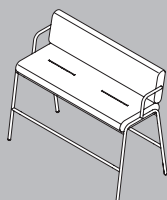
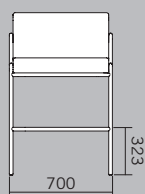
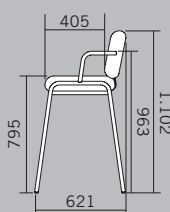
with linking leg



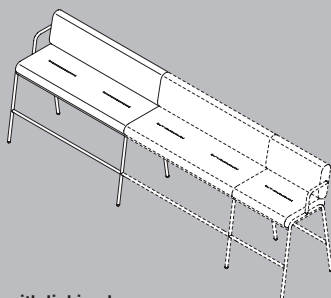
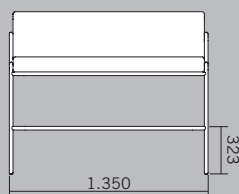
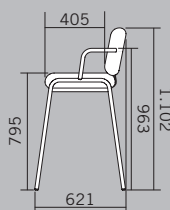
CASUAL HIGH



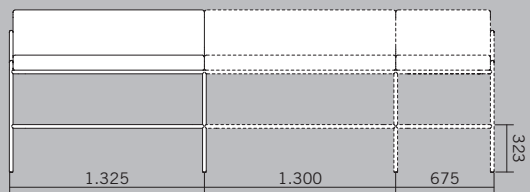
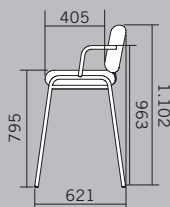
Single Bench



Double Bench



with linking leg



Dimensions in mm

OVERVIEW & DIMENSIONS

CASUAL SIDE TABLE

HEIGHT 470

Square



600 - 700

Round

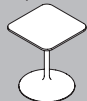


Ø600 - Ø800

CASUAL TABLE LOW

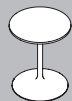
HEIGHT 740

Square



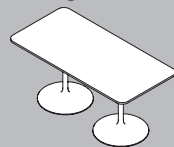
600 - 700

Round

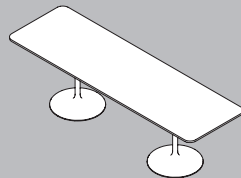


Ø600 - Ø800

Rectangular

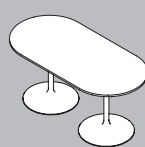


W: 1.250 - 1.950
T: 700 - 900




W: 2.600
T: 700 - 900

Oval



W: 1.250 - 1.950
T: 700 - 900

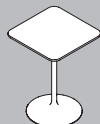


W: 2.600
T: 700 - 900

CASUAL TABLE MEDIUM

HEIGHT 970

Square



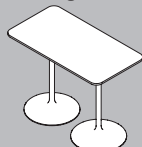
600 - 700

Round

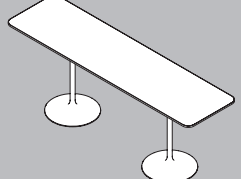


Ø600 - Ø800

Rectangular



W: 1.250 - 1.950
T: 700 - 900

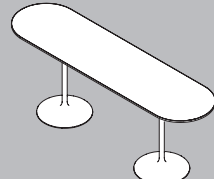


W: 2.600
T: 700 - 900

Oval



W: 1.250 - 1.950
T: 700 - 900



W: 2.600
T: 700 - 900

CASUAL TABLE HIGH

HEIGHT 1.070

Square




600 - 700

Round

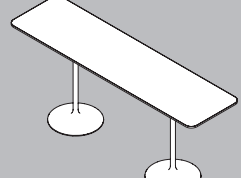


Ø600 - Ø800

Rectangular



W: 1.250 - 1.950
T: 700 - 900

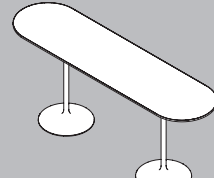


W: 2.600
T: 700 - 900

Oval



W: 1.250 - 1.950
T: 700 - 900



W: 2.600
T: 700 - 900

Dimensions in mm

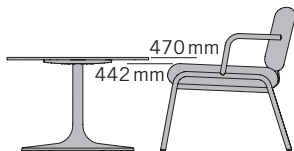
APPLICATION

HEIGHTS

The four heights offer different uses and perspectives in the space.

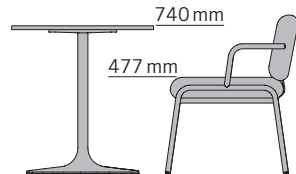
LOUNGE

Seat height



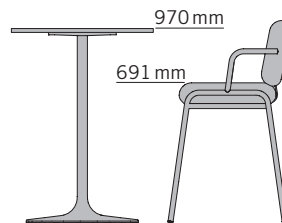
LOW

Seat height



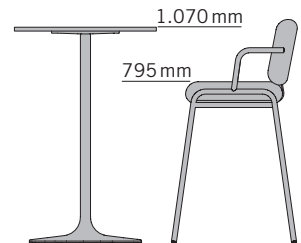
MEDIUM

Seat height and standing height



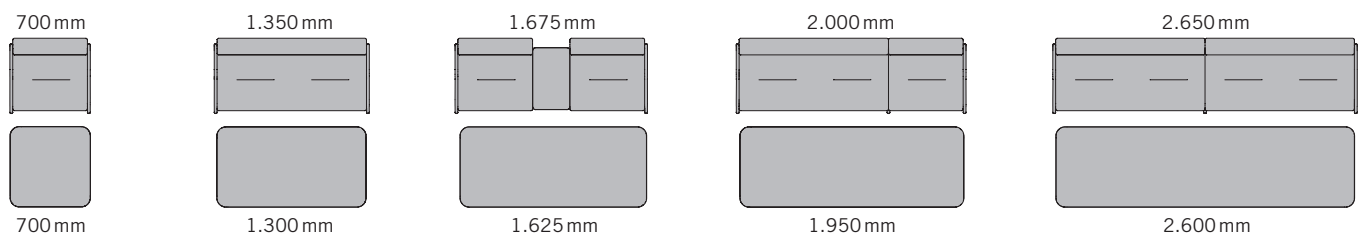
HIGH

Standing height



WIDTHS

There is a matching table for every bench width.



INSPIRATIONS



Inspiration #01

- CASUAL Lounge Chair in leather L2 (4x)
- CASUAL Low, Double Bench in fabric P4 (4x)
- PARCS Cylinder Table in glass / MDF varnished (4x)



Inspiration #02

- CASUAL High, Double Bench in fabric P0 (2x)/fabric P4 (2x)
- CASUAL High, Single Bench in fabric P4 (1x)
- CASUAL Table High with footrest in veneer oak volcano matt (1x)

INSPIRATIONS



Inspiration #03

CASUAL Low, Double Bench with tray in fabric P4 (3x)/leather L2 (1x)



Inspiration #04

- CASUAL Medium, Double Bench in fabric P4 (2x)
- CASUAL Table Medium with footrest in veneer oak volcano matt (1x)

COLOURS & MATERIALS


POWDER-COATED STEEL: Fine texture



black




clay




jade green


MELAMINE GROUP 1: Basic colours




MW white



MQ office white




MC canvas




MP platinum



MA aluminium



MS slate




MB basalt

MELAMINE GROUP 2: Additional basic colours




MH stone grey



TM clay



MD urban grey




MGS graphite black



MSW snow white

MELAMINE GROUP 2: Decor colours



AR maple



EZ oak vicenza



BH beech light



NG walnut grey

MELAMINE GROUP 3: Accent colours



MPZ pistachio



MJG jade green




MHR light rose

MELAMINE GROUP 3: Decor colours, wooden t.




CO coco texture



MNP walnut pavia


FENIX



black

COLOURS & MATERIALS

VENEER: Maple




AK canad. maple

VENEER: Beech




BG beech grey

VENEER: Oak



EY oak, silt



ER oak, amaretto




EV oak vulcano



EG oak grey

VENEER: Chestnut



KD chestnut natural




KP chestnut brown




v KQ chestnut grey


VENEER: Walnut




NF americ. walnut



NR walnut, sienna



NB walnut, umbra



NA wal., anthracite

VENEER: Bamboo



BJ bamboo

Veneer also available in matt finish.

FABRIC AND LEATHER



Various fabric collections are available for the cover: Era, Urban Plus, Xtreme Plus, Step, Step Melange, Remix, Europost, Mainline Flax, Assam, Fox, Fiord, Steelcut, Stamskin Top, Hallingdal, Steelcut Trio, Divina Melange, Divina MD, Coda, Elle, Opera.
Various leather collections: Ultra, Spectrum.

More information about the specific fabric and leather collections is available at www.bene.com.

THE BENE RESPONSIBILITY

Bene plays a pioneering role in the field of sustainability. This spans all company divisions – from product development, procurement, production, and logistics to product recycling. From the first sketch through to series production, ecological requirements are always an important factor in the product development process. It includes selecting environmentally compatible materials, such as certified timbers from sustainably managed forests, using recycled materials and increasing the use of renewable raw materials. Other important requirements for a sustainable product design are labelling the materials, their ability to be repaired, and a long service life for the components used, with the aim to integrate them into a second product life cycle.

To guarantee a high recyclability standard for our products at the end of their service life, we avoid composites as much as possible and develop furniture that allows for disassembly by material type. Bene products are sourced and made in Europe. 99.9% of all deliveries reach us from a European country. Around 94% of all raw material supplies come from Austria and Germany. Around 93% of the raw materials comes from suppliers within 500 kilometres of our production site.

SUSTAINABLE RAW-MATERIALS

At Bene, the following materials are used as a matter of course:

- chipboards low in formaldehyde
- glues low in formaldehyde
- water-based varnish systems
- recyclable materials
- materials with a high recycling share
- PVC-free synthetics

Bene guarantees products free from:

- CMR substances
- halogenated solvents in synthetics
- chlorinated hydrocarbons
- heavy metal pigments
- materials with azo pigments
- Coatings with biocidal effects (such as wood preservatives, pesticides).

CONTRIBUTION TO BUILDING CERTIFICATIONS

In the context of ecological building certification, design systems such as furniture and dividing walls help to achieve a good result and a higher score.

Bene's products make a contribution towards the LEED, Well Building Standard, DGNB, BREEAM, etc. certifications. Criteria include, for example, environmental product declarations, indoor air quality, acoustics and convertibility.

CASUAL

Example configuration

- Double Bench High
- with backrest
- with armrests
- total weight 26,41 kg

Environmental key figures

- 97,5 % sortable by type
- 81,7 % recyclable
- 29,1 % of contents are renewable raw materials
- 26,14 % recycled production materials

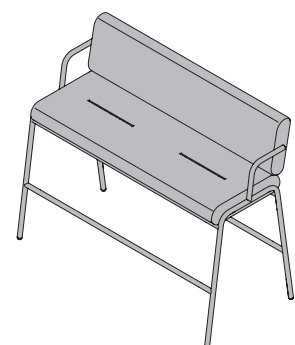
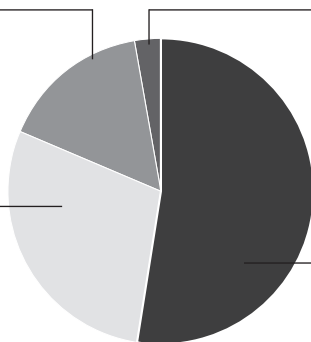
Materials

synthetic material
4,18 kg / 15,82 %

fabrics
0,67 kg / 2,53 %

wood
7,69 kg / 29,11 %

steel
13,87 kg / 52,54 %



On request, Environmental Product Declarations (EPD, LCA) – at Bene we call them Life Cycle Data Sheets – can be provided for all standard product configurations.

A list of product-specific certificates and design awards can be found on the Bene product website.

Environment-related information about Bene: <https://bene.com/en/sustainability-report-2021/>