

# BUG

Classic cantilever chair, extremely comfortable to sit on.  
Suitable for long periods of comfortable sitting during conferences and meetings. Bug is also suitable as

an attractive visitor and side chair in the front office. It has a representative aura but it is also appealing. Bug, a cantilever chair that encourages concentrated work and enables various sitting positions.

**Design: Christian Kreiner, Johannes Karl**

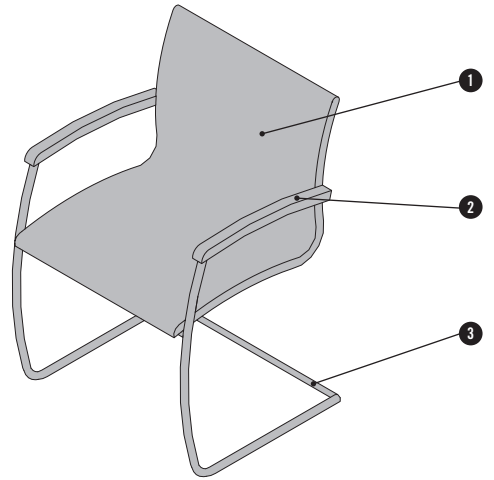


**bene**

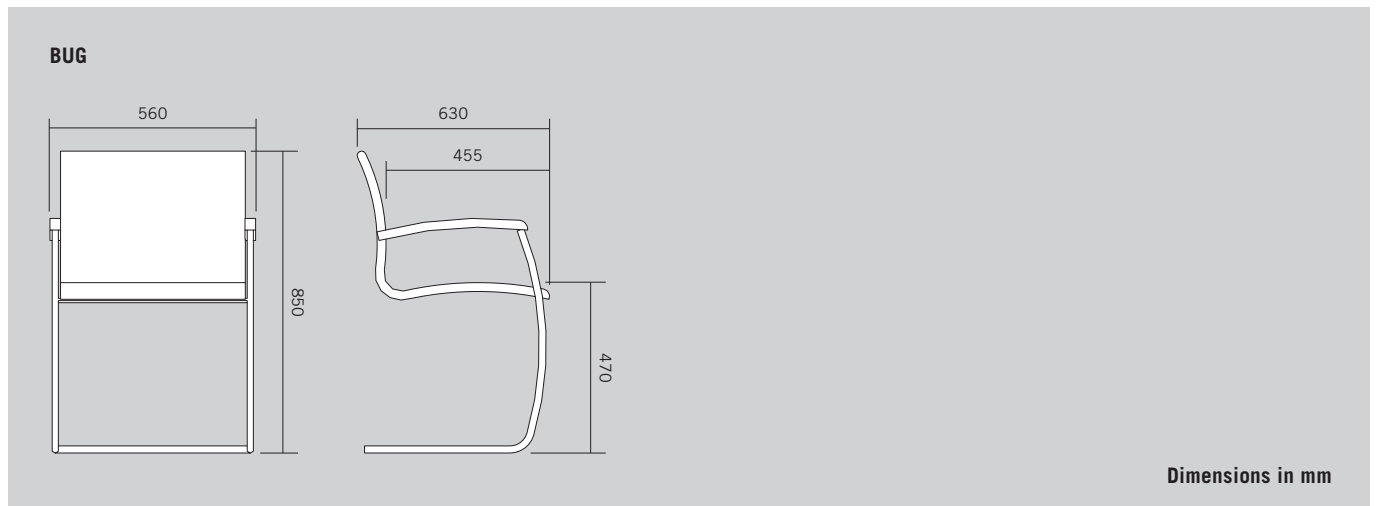
**INSPIRING OFFICES. SINCE 1790.**

## PRODUCT DESCRIPTION

- ❶ **Seat + back:** Moulded shell made of beech plywood, upholstered with cut foam and covered with fabric or leather.
- ❷ **Frame:** Cantilever chair made of steel tube, chrome-plated or powder-coated aluminium-coloured or black. Optionally available with felt or plastic glides.
- ❸ **Armrests:** Made of solid wood. Veneered beech, natural maple or varnished beech.




## OVERVIEW AND DIMENSIONS



## OPTIONS AND ACCESSORIES

### STACKABLE FRAME

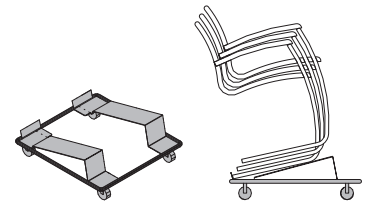


Bug is optionally available in a stackable version. This requires the frame to be in chrome.

- without stacking trolley: A maximum of 4 chairs can be stacked.
- with stacking trolley: A maximum of 5 chairs can be stacked.


### STACKING TROLLEY

The stacking trolley consists of steel tube and plate, in black and with castors (without brake).  
DIMENSIONS: 677/677/238 mm.



## COLOURS & MATERIALS

### METAL SURFACE POWDER-COATED




AL aluminium




SZ noir

### METAL SURFACE GALVANISED




CR chrome


### SOLID WOOD: beech



BU beech natural




BG beech grey



BO beech vulcano

### maple




AR maple natural

### LACQUERED WOOD



OA white



BS basalt

### FABRIC AND LEATHER



Various fabric collections are available for the cover: Era, Urban Plus, Xtreme Plus, Rondo, Step, Step Melange, Patina, Remix, Clara, Euro-post, Mainline Flax, Fox, Fiord, Divina, Steelcut, Stamskin Top, Hallingdal, Steelcut Trio, Divina Melange, Divina MD, Greenwich, Greenwich Uni. Various leather collections: Entrée, Entrée Color, Superior. More information about the specific fabric and leather collections is available at [www.bene.com](http://www.bene.com).

## SUSTAINABILITY

From the specifications stage through to series production, ecological requirements are always an important factor in the development process. This includes selecting environmentally compatible materials, such as CoC-certified timbers from sustainably managed forests, using recycled materials and increasing the use of renewable raw materials. In order to guarantee a high recyclability standard for our products, we avoid composites as much as possible and develop furniture that allows for disassembly.

Labelling of materials, their ability to be repaired, and a long service life for the components used, are other important requirements for product design. But the ability to disassemble and recycle the products at the end of their lives are also important criteria.

### SUSTAINABLE RAW-MATERIALS

At Bene, the following materials are used as a matter of course:

- chipboards low in formaldehyde
- glues low in formaldehyde
- water-based varnish systems
- recyclable materials
- materials with a high recycling share
- PVC-free synthetics

Bene garantiert, dass seine Produkte frei sind von:

- CMR-Stoffen
- halogenierten Lösungsmitteln in Kunststoffen
- chlorierten Kohlenwasserstoffen
- Schwermetallpigmenten
- Materialien mit Azo-Farbstoffen
- Beschichtungen mit biozider Wirkung (zum Beispiel Holzschutzmittel, Pestizide)

### CONTRIBUTION TO BUILDING CERTIFICATIONS

In the context of ecological building certification, design systems such as furniture and dividing walls help to achieve a good result and a higher score.

Bene's products make a contribution towards the LEED, WELL Building Standard, DGNB, BREEAM, etc. certifications. Criteria include, for example, environmental product declarations, indoor air quality, acoustics and convertibility.

## BUG

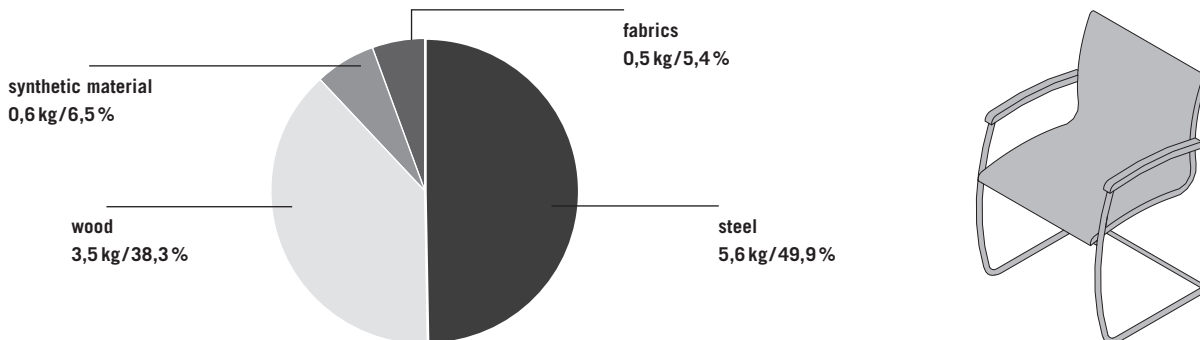
### Example configuration

- cantilever chair
- synthetic material
- total weight 9,25 kg

### Environmental key figures

- 100 % sortable by type
- 94.5 % recyclable
- 38.3 % of contents are renewable raw materials
- 23.4 % recycled production materials

### Materials



On request, Environmental Product Declarations (EPD, LCA) – at Bene we call them Life Cycle Data Sheets – can be provided for all standard product configurations.

A list of product-specific certificates and design awards can be found on the Bene product website:

<https://bene.com/en/office-furniture-concepts/office-furniture/bug-cantilever-chair/>

Environment-related information about Bene: <https://bene.com/de/bene/nachhaltigkeit/nachhaltigkeitsbericht-2021>

