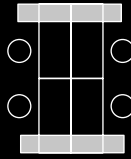
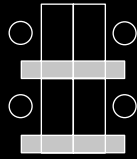


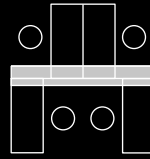
# CUBE\_S

## SETTINGS

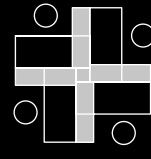
### BRIDGE



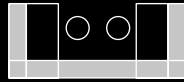
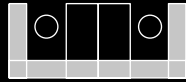
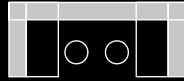
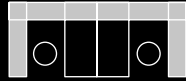
### SPINE



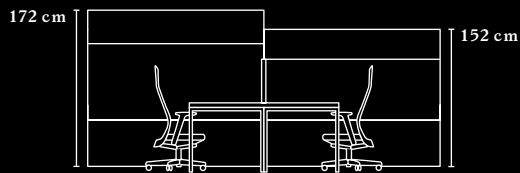
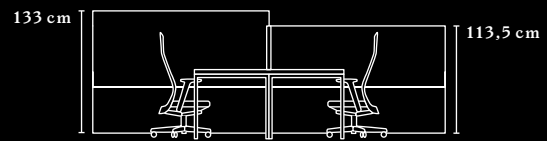
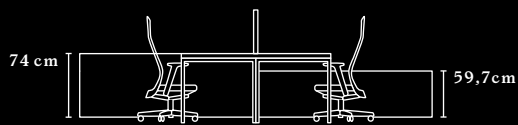
### CROSS



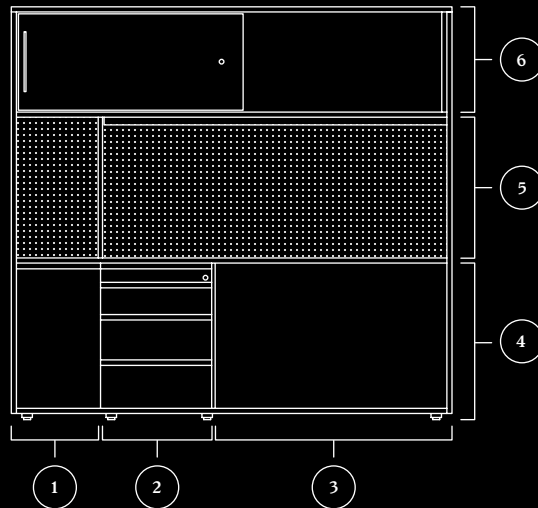
### CLUSTER



## ABSCHIRMUNG SCREENING ELEMENTS



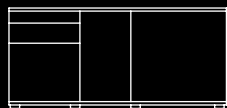
## CUBE\_S MODULSCHRANK CUBE\_S MODULE CABINET



- 1 Zusatzmodul  
Additional module
- 2 Ladenmodul  
Drawer module
- 3 Tischanbaumodul  
Desk connection module
- 4 Modulschrank  
Module cabinet
- 5 Box  
Box
- 6 Box mit Schiebetür  
Box with sliding door

### MODULSCHRANK EINSEITIG (BRIDGE, CROSS, CLUSTER) MODULE CABINET ONE-SIDED (BRIDGE, CROSS, CLUSTER)

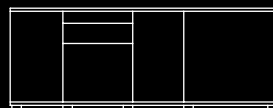
2 Module  
2 Modules



Tischtiefe / Schrankbreite  
Table depth / Cabinet width

80 cm / 130 cm  
90 cm / 140 cm

3 Module  
3 Modules

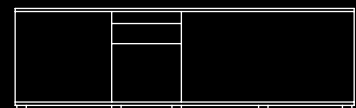


Tischtiefe / Schrankbreite  
Table depth / Cabinet width

80 cm / 150 – 190 cm  
90 cm / 160 – 200 cm

### MODULSCHRANK WECHSEL- SEITIG (SPINE) MODULE CABINET TWO-SIDED (SPINE)

3 Module  
3 Modules



Tischtiefe / Schrankbreite  
Table depth / Cabinet width

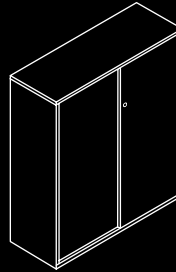
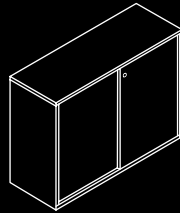
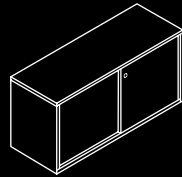
80 cm / 180 – 220 cm  
90 cm / 190 – 220 cm

# CUBE\_S SCHIEBETÜRSCHRANK / SLIDING DOOR CABINET

## DIMENSIONEN DIMENSIONS

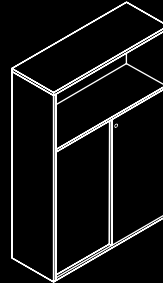
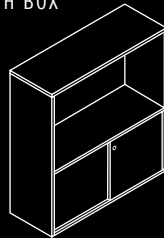
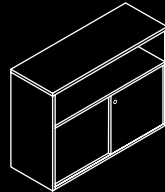
<sup>1</sup> OH = Ordnerhöhe  
<sup>1</sup> OH = File height

### SCHIEBETÜRSCHRANK SLIDING DOOR CABINET



Höhe | Height  
1,5 – 4 OH<sup>1</sup>  
59,7 / 72 / 74 / 94 /  
113,5 / 133 / 152 cm  
Breite | Width  
80 – 160 cm  
Tiefe | Depth  
30 – 60 cm

### SCHIEBETÜRSCHRANK MIT BOX SLIDING DOOR CABINET WITH BOX



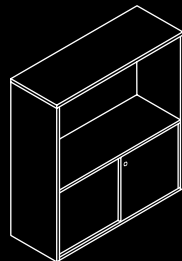
Höhe | Height  
1,5 – 4 OH<sup>1</sup>  
94 / 113,5 / 133 / 152 /  
172 / 191 cm  
Breite | Width  
80 – 160 cm  
Tiefe | Depth  
30 – 60 cm

## BOX VARIANTEN BOX OPTIONS

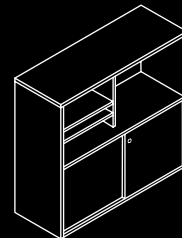
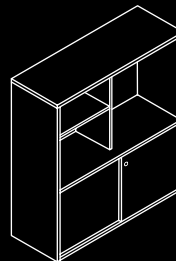
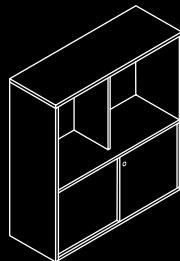
Der Zugriff kann wahlweise von der Vorderseite des Schiebetürschranks oder von dessen Rückseite erfolgen.

Access can be from the front or rear side of the sliding door cabinet.

### OFFEN OPEN



### MIT FACHTEILER MITTIG WITH COMPARTMENT DIVIDERS IN THE CENTRE

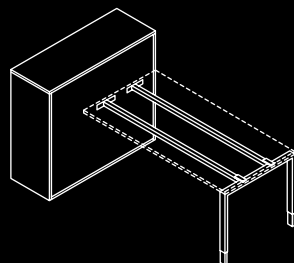


1 oder 2 Fachböden links oder rechts positioniert  
One or two shelves positioned on the left or right

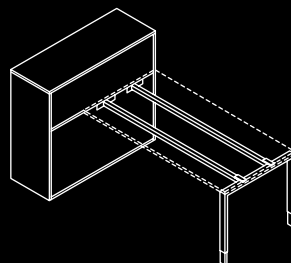
## TISCHANBINDUNG CONNECTION MODULE

### ANBINDUNG VON TISCHEN IN FIXER HÖHE CONNECTION OF TABLES AT A FIXED HEIGHT

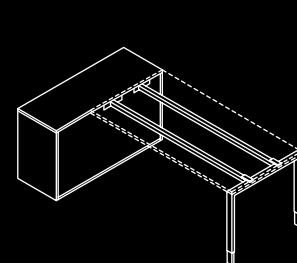
### AN SCHIEBETÜRSCHRANK ON THE SLIDING DOOR CABINET



### MIT BOX WITH BOX

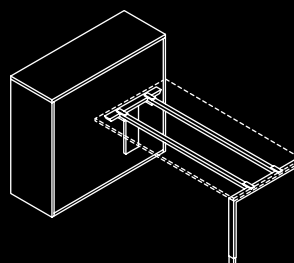


### IN TISCHHÖHE AUF 72 / 74 / 76 CM AT THE TABLE HEIGHTS OF 72 / 74 / 76 CM

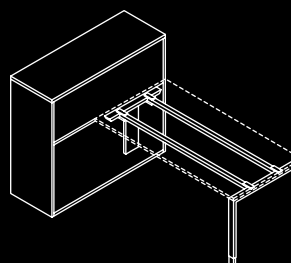


### ANBINDUNG VON HÖHENEINSTELLBAREN TISCHEN CONNECTION OF HEIGHT ADJUSTABLE TABLES

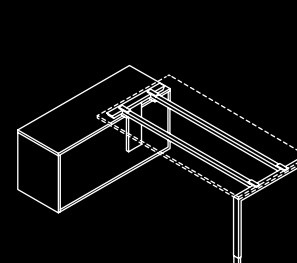
### AN SCHIEBETÜRSCHRANK ON THE SLIDING DOOR CABINET



### MIT BOX WITH BOX



### IN TISCHHÖHE AUF 72 / 74 / 76 CM AT THE TABLE HEIGHTS OF 72 / 74 / 76 CM



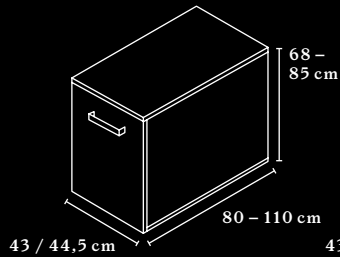
Weitere Details und Informationen sind im Produktdatenblatt angeführt.  
Additional details and information can be found in the product datasheet.

# CUBE\_S TOWER UNIT

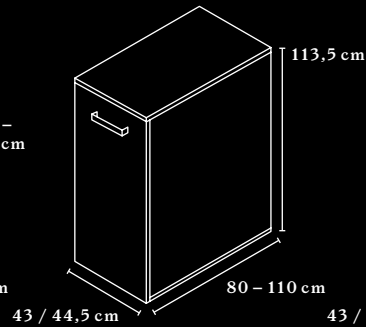
## PORTFOLIO

<sup>1</sup> OH = Ordnerhöhe  
<sup>1</sup> OH = File height

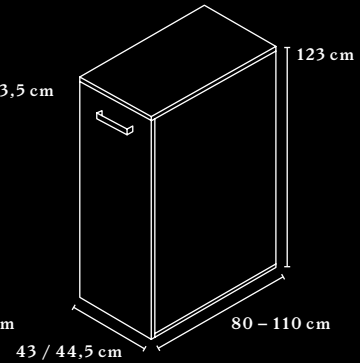
TOWER UNIT 1,5 OH<sup>1</sup>



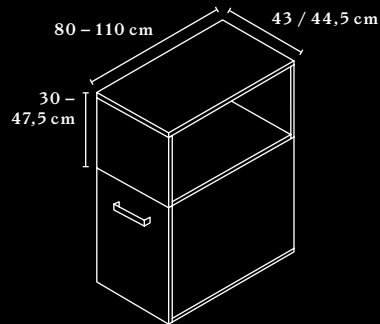
TOWER UNIT 2,5 OH<sup>1</sup>



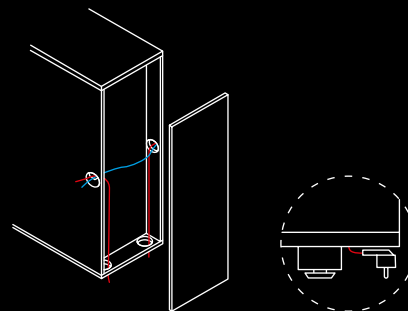
TOWER UNIT 3 OH<sup>1</sup>



TOWER UNIT MIT  
**CUBE\_S BOX**  
 TOWER UNIT WITH  
 CUBE\_S BOX

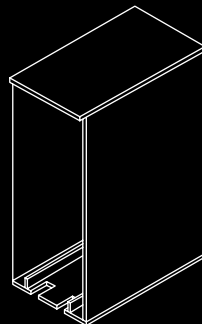


KABELFÜHRUNG  
 CABLE ROUTING

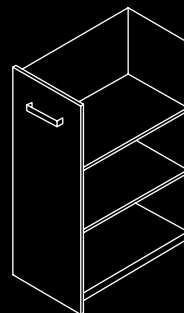


**AUSSEN- UND  
 INNENKORPUS**  
 EXTERNAL  
 AND INTERNAL  
 CARCASSES

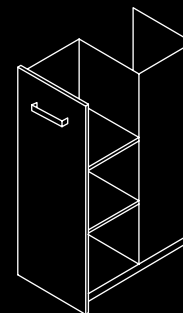
**AUSSENKORPUS**  
 EXTERNAL CARCASS



**INNENKORPUS MIT  
 EINSEITIGEM ZUGRIFF**  
 INTERNAL CARCASS WITH  
 ONE-SIDED ACCESS

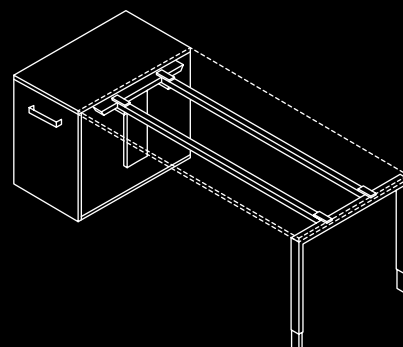


**INNENKORPUS MIT WECHSEL-  
 SEITIGEM ZUGRIFF**  
 INTERNAL CARCASS WITH ACCESS  
 FROM BOTH SIDES

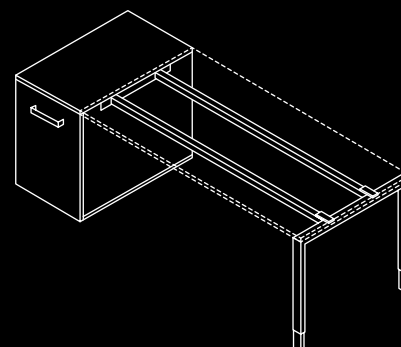


**TISCHANBINDUNG**  
 CONNECTION  
 MODULE

**HÖHENEINSTELLBAR**  
 HEIGHT ADJUSTABLE



**FIXE HÖHE**  
 FIXED HEIGHT

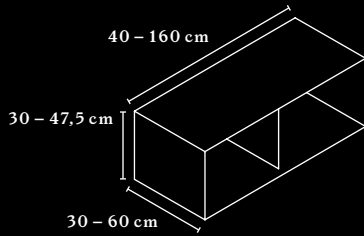


Weitere Details und Informationen sind im Produktdatenblatt angeführt.  
 Additional details and information can be found in the product datasheet.

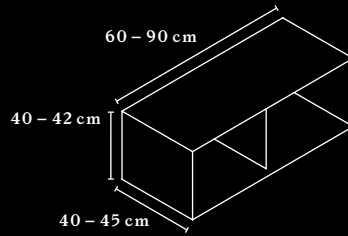
# CUBE\_S BOX

## CUBE\_S BOX PORTFOLIO

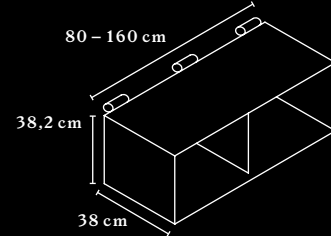
**CUBE\_S BOX AUF SCHRANK**  
CUBE\_S BOX ON CABINET



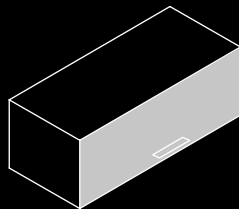
**CUBE\_S BOX AUF TISCH**  
CUBE\_S BOX ON DESK



**CUBE\_S BOX AN WAND**  
CUBE\_S BOX ON WALL

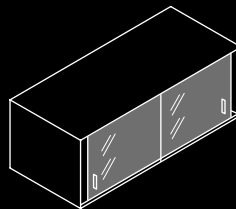


**CUBE\_S BOX MIT EINSCHUBKLAPPE**  
CUBE\_S BOX WITH INSERT FLAP



**Spanplatte mit Melamin- oder Furnieroberfläche, Griff in Weiß, Aluminium oder Schwarz, optional mit Schloss.**  
Chipboard with melamine or veneered surface, handle white, aluminium, or black, lock is optional.

**CUBE\_S BOX MIT SCHIEBETÜREN**  
CUBE\_S BOX WITH SLIDING DOORS



**Plexiglas 4 mm, Griffleiste in Aluminium eloxiert.**  
Perspex, 4 mm, with anodised aluminium grip ledge.

Weitere Details und Informationen sind im Produktdatenblatt angeführt.  
Additional details and information can be found in the product datasheet.