

CONSULT

The elegant connection of work and discussion. CONSULT offers the perfect foundation for conveying a professional appearance: the spacious work desk system elegantly combines desk, storage and meeting area into one piece of furniture.

On one hand it is a place for focused working, while also a space for informal exchange, expert consultations and successful negotiations on the other. CONSULT conveys identity and looks inviting – making anyone feel that they are in good hands.

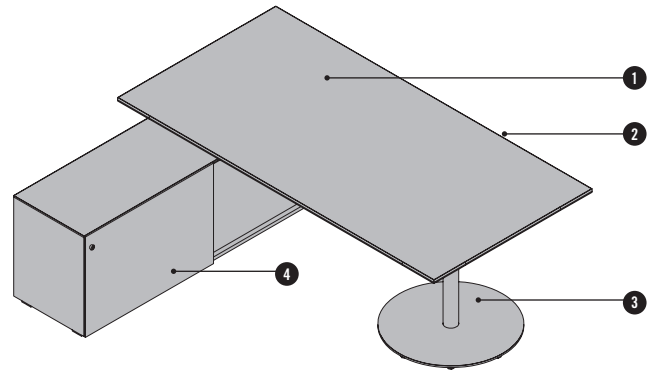


bene

INSPIRING OFFICES. SINCE 1790.

PRODUCT DESCRIPTION

- 1 **Table Top:** Three board thickness are available:
13 mm compact top, 19 mm, or 25 mm chipboard
- 2 **Edge (circumferential):** Chipboard 19 mm: 2 mm mono-edge, 2mm duo-edge, or 3 mm mono-edge. Chipboard 25 mm: 2 mm mono-edge or 3 mono-edge.
- 3 **Frame:** Circle
- 4 **KT Sideboard**



OVERVIEW AND DIMENSIONS

DESKTOP SHAPE TG BASIC DESK

Angled desk 150° W5

Angled desk 150° two-part W6

LEGEND

All shown top shapes in left adjustment.

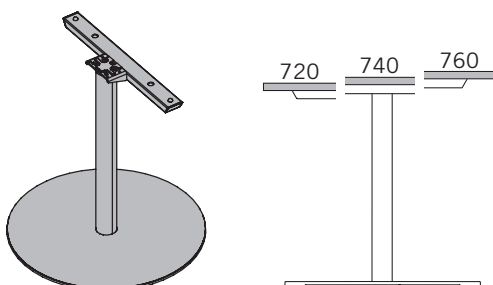
DEFINITION OF DESK SIDES/TOP SHAPE DIRECTION

W5, W6

Dimensions in mm

FRAME VERSIONS

CIRCLE

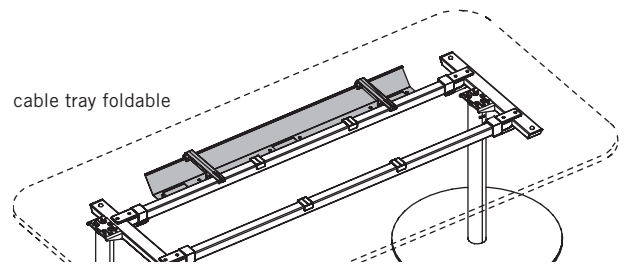


- Round pipe Ø 70 mm, smooth steel pipe
- powder-coated, sleeve anodised
- W1 white, AL aluminium anodised, SZ black
- Levelling: +10 mm by means of adjustment leg
- Range of height adjustment: 720/740/760 mm fixed
- Console is always in AL aluminum, coloured

OPTIONS

CABLE TRAY


- quick and easy cable management under desk top
- positions are always predefined and not changeable
- colour: SZ black



Possible positions of the cable tray

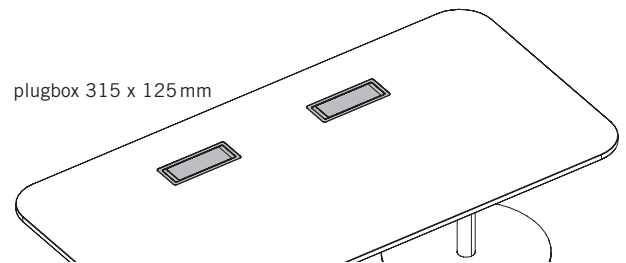
W5

W6



PLUGBOX

- positions are pre-defined and not changeable
- 1 to maximum 2 plugboxes per desk top are possible
- plugbox is always integrated flush to the desk top



Possible positions of the plugbox

W5

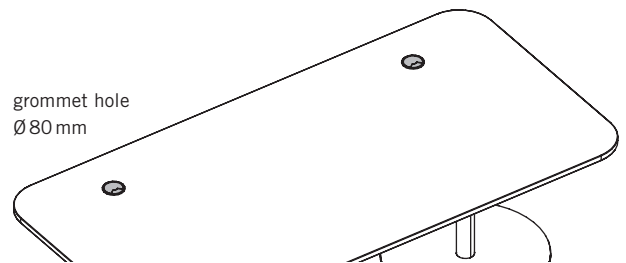
W6



Plugbox and possible connection plug boards → pricelist cable and media management.

GROMMET HOLE

- positions are pre-defined and not changeable
- 1 to maximum 3 grommet holes per desk top are possible
- colour (coloured): WI white, AL aluminium or SZ black with covering



Possible positions of the grommet hole

W5

W6



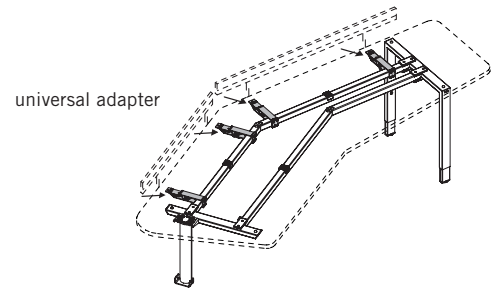
Designations of positions

L...left, R...right, BS...visitor side lateral, B...visitor side, V...front, E...corner, S...lateral

OPTIONS

PREPERATION FOR CONNECTION T-PANEL EXTEND, RV DIVIDING WALL & ACCESSORIES (UNIVERSAL ADAPTER)

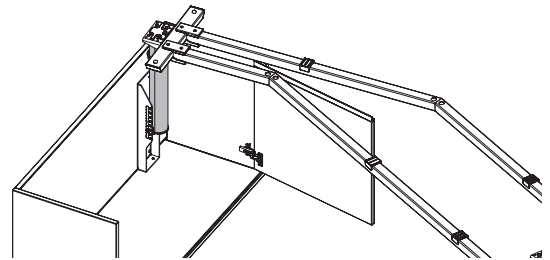
- elements only at the top shapes W4, W5 and W6 possible
- fixed on univernal adapters
- number of the univernal adapters depends on top shape and top width and is always analog to the number of the top
- connection of T-Panel and shortend panels is not possible



SIDEBOARD CONNECTION

- sideboard is used as a slab-end replacement
- connection is integrated at Consult standardly
- maximum one sideboard per desk
- top shapes W5, W6: min. width of the sideboard is 1.600mm
- desk height adjusted mechanically in 20mm of grid (650 - 850mm)

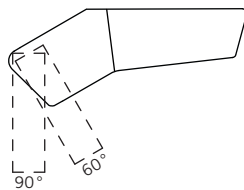
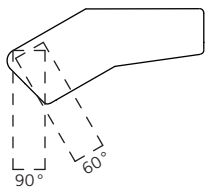
further information of sideboard → price list KT Sideboard



Possible positions and inserting angles of the sideboard

W5

W6



INSPIRATIONS



Inspiration #01


- Consult with Circle
- Angled desk 150° two-part W6, 3.150 x 1.300 mm
- Top colour: CO coco, column colour: WI white
- KT Sideboard in MW white and CO coco
- 1x B_Run (PO) and 2x Dexter (PO)

COLOURS & MATERIALS

MELAMINE: Basic colours



MW white



MQ office white



MC canvas³



MP platinum^{2,3}



TM clay




MH stone grey



MA aluminium³



MS slate^{2,3}




MB basalt




MD urban grey

MELAMINE: Additional basic colours^{1,2,3}


MELAMINE: Décor colours^{1,2,3}




AR maple



BH beech light



NG walnut grey



EZ oak vicenza


MELAMINE: Décor colours with texture^{1,2,3}



CE elm white



CO coco



EA oak aragon

MELAMINE: Accent colours^{1,2,3}



TX mustard



TH marino blue



TS fern green

¹ not available for compact desk top

² not available for duo-edge

³ not available for 3 mm edge, single colour

COLOURS & MATERIALS

VENEER: Maple



AK canad. maple

VENEER: Beech




BG beech, grey


VENEER: Oak



EY oak, silt



ER oak, amaretto



EV oak, volcano



EG oak grey

VENEER: Chestnut



KD chestnut natural




KP chestnut brown



KQ chestnut grey


VENEER: Walnut




NF americ. walnut



NR walnut, sienna



NB walnut, umbra




NA wal., anthracite

VENEER: Bamboo




BJ bamboo

METAL SURFACE POWDER-COATED



WI white




AL aluminium



SZ black

ALUMINIUM ANODISED



AL aluminium